

KENMORE CONSTRUCTION CO., INC.

700 HOME AVENUE
AKRON, OHIO 44310

Summit County Engineers Office
538 East South Street
Akron, Ohio 44311

Invoice No.: Estimate One

Your Order No.:

Attn : Mr. Joe Paradise, PE

Date: June 17, 2020

Location

Riverview Road
Peninsula

Performance Date

5/29/20 - 5/30/20

Job No.: KM-20029

Description

At the direction of the Summit County Engineers, Kenmore Construction Co., Inc. performed work on an emergency Time and Material basis to clear and clean out debris from a flood event around the culvert below Riverview Road at Slipper Run. All work was performed in accordance with Summit County Engineers Office.

Labor	Amount	Unit Price	Total
Foreman - ST	2.00 HRS	\$ 62.49 /HR	\$ 124.98
Operator - ST	4.50 HRS	\$ 66.25 /HR	\$ 298.13
Operator - OT	1.50 HRS	\$ 91.65 /HR	\$ 137.48
Subtotal Labor :			\$ 560.59
Contractors Fee (10%) :			\$ 56.06
Total Labor :			\$ 616.65
Equipment	Amount	Unit Price	Total
Utility Truck w/Small Tools	2.00 HRS	\$ 28.76 /HR	\$ 57.52
Carry All	2.00 HRS	\$ 60.30 /HR	\$ 120.60
Equipment Trailer	2.00 HRS	\$ 27.28 /HR	\$ 54.56
John Deere 350 Excavator	4.00 HRS	\$ 151.23 /HR	\$ 604.92
Subtotal Equipment :			\$ 837.60
Contractors Fee (10%) :			\$ 83.76
Total Equipment :			\$ 921.36
Total Amount Due This Invoice :			\$ 1,538.01

**Summit County Department of
Riverview Road
E-01: Emergency Culvert Repair
Labor Summary**

Description	Rate	5/29/20	5/30/20	Total Hours	Total Cost
Foreman - ST	\$62.49	2.00		2.00	\$124.98
Operator - ST	\$66.25	3.00	1.50	4.50	\$298.13
Operator - OT	\$91.65		1.50	1.50	\$137.48
TOTAL LABOR					\$560.59

Summit County Department of
 Riverview Road
 E-01: Emergency Culvert Repair
 Equipment Summary

Description	Equip	Rate	5/29/20	5/30/20	Total Hours	Amount Due
	No.	Amount				
Utility Truck w/Small Tools	U	28.76	2.00		2.00	\$57.52
Carry All	TT	60.30	1.00	1.00	2.00	\$120.60
Equipment Trailer	O	27.28	1.00	1.00	2.00	\$54.56
John Deere 350 Excavator	HB-72	151.23	2.00	2.00	4.00	\$604.92

TOTAL EQUIPMENT **\$837.60**



Time Card Detail Report

Approved By: Brandon Evans
Reviewed By: Jim Dreiling

Equipment Description	Hours		Schedule	Pay Class	TM-01 Culvert Repairs 0 LS
	ST	OT			
5597 DANNEMILLER MATT K	2	0	13:30 - 15:30	FOREMAN	2
3719 EDWARDS KIRK D	3	0	12:00 - 15:00	OPERATOR	3
U-469 GMC UTILITY TRUCK	2	0			2
HB-72 JD 350 GL EXCAVATOR	2	0			2
TT-105 FREIGHTLINER FLD120084ST TA	1	0			1

Biditem:
Description:
Production Qty:

Biditem	Description	Cost Code Notes
TM-01	Culvert Repairs	Moved hb-72 to emergency job off riverview rd in peninsula. Dug in slope to get down to bottom where culvert pipe washed up. Pushed over trees to clear area. Quit early due to rain. -

Diary

Working Conditions: Mild - (60 - 75)
Rain

Notes: Moved hb-72 to emergency job off riverview rd in peninsula. Dug in slope to get down to bottom where culvert pipe washed up. Pushed over trees to clear area. Quit early due to rain.; ;
Note Index Notes; [VIS-INSP] ~Visitor - Inspector~ No inspectors but city and county workers came by.

Time Card Detail Report

Approved By: Sam Scala
 Reviewed By: Sam Scala



Employee Name
 -or-

Biditem: Description: Production Qty:		TM-01 Culvert Repairs 0 LS	
Equipment Description		Hours	Schedule
3719 EDWARDS KIRK D	ST	OT	Pay Class
1.5	1.5	3	06:30 - 09:30 OPERATOR
3	0	3	1.5/1.5
HB-72 JD 350 GL EXCAVATOR			3

Biditem TM-01	Description Culvert Repairs	Cost Code Notes Continued to dig in slope to get down to bottom where culvert pipe washed up. Pushed over trees to clear area. Cleanout the culvert. -
-------------------------	---------------------------------------	--

Diary


Working Conditions: Warm - (75 - 90), Partly Sunny / Cloudy

Notes: Continued to dig in slope to get down to bottom where culvert pipe washed up. Pushed over trees to clear area. Cleanout the culvert.

Adjustments for U in U - Utility Trucks

January 15, 2020

Miscellaneous 4X2 1 1/2 362 CONV GAS
 On-Highway Light Duty Trucks

 Size Class:
 300 HP & Over
 Weight:
 HP

Configuration for 4X2 1 1/2 362 CONV GAS

Axle Configuration	4X2	Cab Type	Conventional
Horsepower	362.0	Power Mode	Gasoline
Ton Rating	1 1/2		

Blue Book Rates

** FHWA Rate is equal to the monthly ownership cost divided by 176 plus the hourly estimated operating cost.

	Ownership Costs				Estimated Operating Costs Hourly	FHWA Rate** Hourly
	Monthly	Weekly	Daily	Hourly		
Published Rates	USD \$1,065.00	USD \$300.00	USD \$76.00	USD \$11.00	USD \$22.71	USD \$28.76
Adjustments						
Region (Ohio: 100.2%)	USD \$2.13	USD \$0.60	USD \$0.15	USD \$0.02		
Model Year (2018: 99.7%)	(USD \$3.20)	(USD \$0.90)	(USD \$0.23)	(USD \$0.03)		
Adjusted Hourly Ownership Cost (100%)						
Hourly Operating Cost (100%)						
Total:	USD \$1,063.93	USD \$299.70	USD \$74.92	USD \$10.99	USD \$22.71	USD \$28.76

Non-Active Use Rates

	Hourly
Standby Rate	USD \$4.41
Idling Rate	USD \$24.21

Rate Element Allocation

Element	Percentage	Value
Depreciation (ownership)	54%	USD \$575.10/mo
Overhaul (ownership)	27%	USD \$287.55/mo
CFC (ownership)	7%	USD \$74.55/mo
Indirect (ownership)	12%	USD \$127.80/mo
Fuel (operating) @ USD 2.51	80%	USD \$18.16/hr

Revised Date: 1st half 2020

These are the most accurate rates for the selected Revision Date(s). However, due to more frequent online updates, these rates may not match Rental Rate Blue Book Print. Visit the Cost Recovery Product Guide on our Help page for more information.


The equipment represented in this report has been exclusively prepared for MATT DENHOLM (MDENHOLM@KENMORECOMPANIES.COM)

Adjustments for TT in TT - Carry All Trucks

June 4, 2020

Miscellaneous 6X4 55KGWV DSL

On-Highway Truck Tractors

 Size Class:
 45,001 - 60,000 GVW
 Weight:
 14425 lbs

Configuration for 6X4 55KGWV DSL

Axle Configuration	6X4	Horsepower	310.0
Maximum Gross Vehicle Weight	50000.0 lbs	Power Mode	Diesel

Blue Book Rates

** FHWA Rate is equal to the monthly ownership cost divided by 176 plus the hourly estimated operating cost.

	Ownership Costs				Estimated Operating Costs	FHWA Rate**
	Monthly	Weekly	Daily	Hourly	Hourly	Hourly
Published Rates	USD \$3,795.00	USD \$1,065.00	USD \$265.00	USD \$40.00	USD \$38.85	USD \$60.41
Adjustments						
Region (Ohio: 100.2%)	USD \$7.59	USD \$2.13	USD \$0.53	USD \$0.08		
Model Year (2016: 99.3%)	(USD \$26.62)	(USD \$7.47)	(USD \$1.86)	(USD \$0.28)		
Adjusted Hourly Ownership Cost (100%)	-	-	-	-		
Hourly Operating Cost (100%)					-	
Total:	USD \$3,775.97	USD \$1,059.66	USD \$263.67	USD \$39.80	USD \$38.85	USD \$60.30

Non-Active Use Rates

Standby Rate	Hourly	USD \$13.09
Idling Rate		USD \$44.69

Rate Element Allocation

Element	Percentage	Value
Depreciation (ownership)	43%	USD \$1,631.85/mo
Overhaul (ownership)	38%	USD \$1,442.10/mo
CFC (ownership)	7%	USD \$265.65/mo
Indirect (ownership)	11%	USD \$417.45/mo
Fuel (operating) @ USD 3.07	60%	USD \$23.24/hr

Revised Date: 1st half 2020

These are the most accurate rates for the selected Revision Date(s). However, due to more frequent online updates, these rates may not match Rental Rate Blue Book Print. Visit the Cost Recovery Product Guide on our Help page for more information.

 The equipment represented in this report has been exclusively prepared for MATT DENHOLM
 (MDENHOLM@KENMORECOMPANIES.COM)

Adjustments for O-127 in O - Trailers

June 4, 2020

Miscellaneous LEVEL 4 75


Fixed Gooseneck Equipment Trailers

Size Class:

All

Weight:

25400 lbs


Configuration for LEVEL 4 75

Capacity	75.0 t	Deck Length	20.0 ft
Deck Type	Level	Number Of Axles	4.0

Blue Book Rates

** FHWA Rate is equal to the monthly ownership cost divided by 176 plus the hourly estimated operating cost.

	Ownership Costs				Estimated Operating Costs	FHWA Rate**
	Monthly	Weekly	Daily	Hourly	Hourly	Hourly
Published Rates	USD \$2,825.00	USD \$790.00	USD \$200.00	USD \$30.00	USD \$11.68	USD \$27.73
Adjustments						
Region (Ohio: 99.6%)	(USD \$11.30)	(USD \$3.16)	(USD \$0.80)	(USD \$0.12)		
Model Year (2016: 97.6%)	(USD \$67.53)	(USD \$18.88)	(USD \$4.78)	(USD \$0.72)		
Adjusted Hourly Ownership Cost (100%)	-	-	-	-		
Hourly Operating Cost (100%)						
Total:	USD \$2,746.17	USD \$767.96	USD \$194.42	USD \$29.16	USD \$11.68	USD \$27.28

Non-Active Use Rates

	Hourly
Standby Rate	USD \$9.83
Idling Rate	USD \$15.60

Rate Element Allocation

Element	Percentage	Value
Depreciation (ownership)	43%	USD \$1,214.75/mo
Overhaul (ownership)	37%	USD \$1,045.25/mo
CFC (ownership)	8%	USD \$226.00/mo
Indirect (ownership)	12%	USD \$339.00/mo

Fuel cost data is not available for these rates.

Revised Date: 1st half 2020

These are the most accurate rates for the selected Revision Date(s). However, due to more frequent online updates, these rates may not match Rental Rate Blue Book Print. Visit the Cost Recovery Product Guide on our Help page for more information.

 The equipment represented in this report has been exclusively prepared for MATT DENHOLM
 (MDENHOLM@KENMORECOMPANIES.COM)

Adjustments for HB-072 in HB - Hydraulic Excavators

March 30, 2020

Deere 350D LC (disc. 2011)
 Crawler Mounted Hydraulic Excavators

 Size Class:
 33.1 - 40.0 MTons
 Weight:
 77970 lbs

Configuration for 350D LC (disc. 2011)

Bucket Capacity - Heaped	2.3 cu yd	Net Horsepower	271.0 hp
Operating Weight	35.0 mt	Power Mode	Diesel

Blue Book Rates

** FHWA Rate is equal to the monthly ownership cost divided by 176 plus the hourly estimated operating cost.

	Ownership Costs				Estimated Operating Costs	FHWA Rate**
	Monthly	Weekly	Daily	Hourly	Hourly	Hourly
Published Rates	USD \$12,830.00	USD \$3,595.00	USD \$900.00	USD \$135.00	USD \$78.48	USD \$151.38
Adjustments						
Region (Ohio: 99.8%)	(USD \$25.66)	(USD \$7.19)	(USD \$1.80)	(USD \$0.27)		
Model Year (2011: 100%)	-	-	-	-		
Adjusted Hourly Ownership Cost (100%)	-	-	-	-		
Hourly Operating Cost (100%)					-	
Total:	USD \$12,804.34	USD \$3,587.81	USD \$898.20	USD \$134.73	USD \$78.48	USD \$151.23

Non-Active Use Rates

	Hourly
Standby Rate	USD \$38.56
Idling Rate	USD \$107.58

Rate Element Allocation

Element	Percentage	Value
Depreciation (ownership)	37%	USD \$4,747.10/mo
Overhaul (ownership)	46%	USD \$5,901.80/mo
CFC (ownership)	10%	USD \$1,283.00/mo
Indirect (ownership)	6%	USD \$769.80/mo
Fuel (operating) @ USD 3.07	44%	USD \$34.83/hr

Revised Date: 1st half 2020

These are the most accurate rates for the selected Revision Date(s). However, due to more frequent online updates, these rates may not match Rental Rate Blue Book Print. Visit the Cost Recovery Product Guide on our Help page for more information.

 The equipment represented in this report has been exclusively prepared for MATT DENHOLM
 (MDENHOLM@KENMORECOMPANIES.COM)